JIANYE UNITY CO.,LTD.

NO.6 JINYE STR.CHENCHONG,QIAONAN,
PANYU,GUANGZHOU,CHINA 511400

+86-13500008923

+86-20-3473 7878

edcan@jianyegroup.cn

www.jianyetech.cn

YouTube @jianyemachines

Facebook Jianye Machine tool

The products are constantly improving, the information is subject to change without notice.

JIANYE

Customized CNC Machine tool Create Manufacturing Higher Value

JIANYE UNITY CO.,LTD.

ABOUT US

JIANYE establish in 2002, it is professional to provide cnc machine tool and service for oversea customer, specializes in manufacturing and selling various types：CNC Lathe Machine, CNC Grinding Machine, CNC Special Machine, Multi-Spindle Vertical Machine Center, Swiss Type Automatic Lathe, Automatic Product Line Solution, Turn-Mill Center.

Our group share holding for 3 plants for exporting and oversea after service, follow drawing to support customized machining solution. We always exported machine to Germany, Italy, Lithuania, Turkey, Brazil, Russia, Vietnam and have one project-compressor spare part machining line in Bangladesh. Let us to cooperation and go to Industry 4.0 for customer.

PLANT ENVIRONMENT

ACCEPTANCE
Checking machine performance, make samples as drawing

AFTER SALE
Commission,training for operation and repair service

QUALITY CONTROL
The machine test running repeatedly before delivery

LOGISTICS
Provide shipment packing and transfer service

KM-25A

CNC Lathe
— mass production for small parts

- It can be Dia. 2-25mm part machining small parts, precision 0.01mm.
- Optional power head for milling and drilling on Y axis, bar feeder continuous process.
- Flat bed with gang type tool post, air pressure collet, servo spindle positioning process.



Technical Specification :

Modle	KM-20A	KM-25A
Machining diameter	1-20mm	2-25mm
Max. machining length	180mm(Add center stand)	120-150mm
Spindle speed	50-5000r/min	50-5000r/min
X/Z axis travel	500/240mm	600/180mm
X/Z axis feed rate	18/20 M/min	18/22 M/min
Tool post	8pcs	8pcs
Air pressure	0.4-0.6Mpa	0.4-0.6Mpa
Main motor	2.2kW	2.2-3.0kW
Machine size L×W×H	1200×900×1500mm	1300×1000×1500mm
Machine weight	800 kg	1200 kg

Standard configuration

- SYNTEC 7TA Control system
- Yaskawa X/Z axis servo motor
- Spindle servo motor
- Air pressure collet
- 8 pcs tool post
- Cooling pump
- Automatic lubrication
- Chip car

Optional configuration

- SYNTEC 22TB control system
- Fly cutter head
- Power head (30000rpm,800W)
- Bar feeder
- Hydraulic chuck

SAMPLE MACHINING



KM-T20

Cam Type Automatic Lathe

— Tool saddle move on z axis

- Machining dia.1-20mm,length 120mm workpiece.
- The machine use two-channel system for controlling multi-spindle.
- The inner and outer diameters of workpiece can be processed simultaneously.

The inner and outer diameters of workpiece can be processed simultaneously.



The spindle box is fixed and tool saddle can move 120mm on Z axis



SYS1: 4pcs turning tool with milling
SYS2: 6pcs gang tool (one tapping)

Standard Configuration

1. LNC5850 control system(two-channel)
2. Pneumatic unit
3. Automatic centerlized lubrication unit
4. Spindle coolant
5. Workpiece receiver
6. 4-station turning tool (one choice milling head)
7. 6-station cross drilling unit (including one power head tapping)
8. chip car

Optional Configuration

Automatic bar feeder
SYNTEC 22TB control system

Technical Specification :

Modle	KM-T20		
Capacity	Control system		LNC5850(Two-channel)
	Max. machining dia.		20mm
	Max. machining length		70mm(Guide bush)
			120mm(Non-guide bush)
	Spindle power		2kW
	Spindle speed		50-8000r/min
Travel	System 1	X1 axis travel	55mm
		X2, X3 travel	40mm,35mm
		Z1 axis travel	120mm
		X1\X2\X3 axis feedrate	12000mm/min
		Z1 axis feedrate	16000mm/min
	System 2	X4 axis travel	350mm
		Z2 travel	150mm
		X4 axis feed rate	12000mm/min
		Z2 axis feed rate	16000mm/min
Tapping axis	Tapping speed		50-5500r/min
	Tapping motor		750W
Tool	System 1 independent type		4 pcs
	System 1 tool size		8×8mm
	System 2 gang tool		6 pcs
	System 2 gang tool		Φ16
	Tapping collet type		ER11
Power	Power voltage		380V/50Hz/3PH
Other	Machine size L×W×H		1500×900×1630mm
	Machine weight		1300 kg

KM-1107

Swiss Type Automatic Lathe

— sliding headstock –3 axis (X/Z/Y)

- Machining dia.1-7mm,length 190mm small workpiece.
- The machine can make small parts with guide bush.
- 2pcs live tool on Y axis to drilling /tapping/milling.

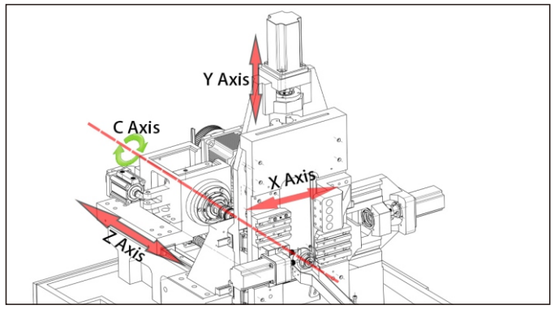

Controllable linear axis X/Z/Y

2pcs live tool on Y axis
6pcs turning tool
4pcs front drilling tool



Sliding headstock move on Z axis

Standard Configuration

1. LNC T5800 control system
2. Spindle servo motor
3. Air pressure collet
4. Cooling pump
5. Automatic lubrication
6. Chip car
7. Two live tool on Y axis
8. Workpiece receiver

Technical Specification :

Modle		KM-1107	KM-163
Control system		LNC T5800	LNC T5800
Max. machining diameter		Φ7mm	Φ16mm
Spindle	Max. turning length(one process)	190mm	180mm
	Spindle speed	50-6000r/min	50-6000r/min
	Motor power	1.5kW	2kW
Feed	X axis travel	85mm	70mm
	Y axis travel	170mm	160mm
	Z axis travel	230mm	200mm
	X/Y/Z axis rapid feed speed	18000mm/min	18000mm/min
	Rows tool	12pcs	12pcs
	Turning tool	6pcs	6pcs
Tool	Tool size	8×8mm	8×8mm
	Front drilling tool	4pcs	4pcs
	Number of live tool	2pcs	2pcs
	Live tool motor	0.4kW	0.4kW
	Live tool speed	5000-8000r/min	3000r/min
	Live tool chuck size	ER11	ER11
	Live tool drilling size	Φ6mm	Φ6mm
	Live tool tapping size	M6	M6
Power	Rated voltage	3 phase AC380V	3 phase AC380V
	Rated frequency	50Hz	50Hz
Machine dimension	L×W×H	1500×1100×1800mm	1500×1100×1850mm
	Weight	1000kg	1000kg

KM-116-5

Swiss Type CNC Lathe

—Main and sub-spindle with two-channel control 5-axis

- Machining dia.16mm, length 200mm small workpiece.
- Dual spindle realize one-pass processing,suitable for compleity precision parts processing.
- Flexible configured guide bush and non-guide bush to meet different processing request.







Standard configuration
LNC T5850 control system
Main spindle unit
Sub-spindle unit
Fixing tool 15pcs
Live tool 4+2pcs
Air pressure collet
Cooling pump
Automatic lubrication
Chip car
Workpiece receiver

Technical Specification :

	KM-116-5	C2-axis
Control system	LNC T5850	
Max.machining diameter	Φ16mm	
Max.machining length(one process)	200mm	200mm
Spindle speed	50-6000r/min	
Motor power	2kW	
X axis travel	80mm(X1)	500mm(X2)
Y axis travel	220mm	
Z axis travel	200mm(Z1)	240mm(Z2)
X/Y/Z axis rapid feed speed	18000mm/min	
Total tool post	15	5
Turning tool	7	3
Tool size	12×12mm	20mm Round shank
End face drilling tool	4	
Number of side hole live tool	4	2
Live tool motor	0.75kW	
Live tool speed	5000r/min	
Live tool chuck size	ER16	
Live tool drilling size	Φ10mm	
Live tool tapping size	M8	
Power supply	380V/50Hz/3PH	
Motor power for cutting oil	0.12kW	
Cooling tank Volume	120L	
Input compressed air pressure	0.4-0.6MPa	
Machine size L×W×H	2000×1250×1850	
Machine weight	1800kg	

L-35H

CNC Horizontal Lathe

—High precision spindle within runout 0.003mm

- 30°high rigidity slant bed, satisfy high-load work.
- Magnetic encoder improve speed and positioning deviation in spindle.
- Rapid feed (X/Z): 30/30 m/min.
- Live tool and Y axis turret as option.







12-station servo turret



Large torque with belt type spindle



Power turret and tool setting gauge (Optional)



Heavy cutting feed 5mm

Standard Configuration

1. FANUC 0I-TF control system
2. FANUC spindle servo motor
3. Hollow hydraulic 3-jaw chuck
4. 12-station servo turret
5. Cooling system
6. Cabinet heat exchanger
7. Automatic lubrication system
8. Chip conveyor
9. Hydraulic tailstock

Optional Configuration

Motor spindle
Automatic bar feeder
Automatic tool setting gauge
12-station power turret

Technical Specification :

		L-25H	L-35H	L-35M	L-45H
Capacity	Max.diameter swing over bed(mm)	Φ500	Φ520	Φ520	Φ600
	Max.machining diameter(mm)	Φ200/Φ250	Φ300/Φ350	Φ300/Φ350	Φ380/Φ450
	Max.machining length(mm)	500	500	400	500
	Max.bar diameter (mm)	Φ45	Φ52	Φ52	Φ75
Travel	X/Z axis travel (mm)	140 / 530	190 / 530	190 / 430	240 / 530
Spindle	Output power (kW)	7.5/11	7.5/11	13.7 17.7(motor spindle)	11/15
	Spindle nose	A2-5	A2-6	A2-6	A2-8
	Max. spindle speed(rpm)	6000	4000	4500	2800
Turret	Turret type	Servo Turret	Servo Turret	Power Turret	Servo Turret
	Number of tools	12	12	12	12
Feed speed	Feed speed (mm/min)	1-8000	1-8000	1-8000	1-8000
Tailstock	Tailstock taper	MT 4#	MT 4#	MT 4#	MT 4#
	Tailstock sleeve travel(mm)	100	100	100	100
Positioning accuracy	X/Z axis(mm) (Total travel)	0.006 / 0.008	0.006 / 0.008	0.006 / 0.008	0.008/ 0.01
Repeatable positioning accuracy	X/Z axis(mm) (Total travel)	0.004	0.004	0.004	0.004
Other	Machine weight(kg)	3500kg	3600kg	3800kg	3800kg
	Floor space L×W×H(mm)	2498×2385×1675	2498×2385×1675	2598×2385×1750	2598×2385×1750

L-46SDY

CNC Horizontal Turning & Milling Machine

—Dual spindle,Dual turret

- Machining Φ20-Φ130mm,length 2.5-130mm workpiece.
- The main machine adopts the whole one slant one flat bed structure,perfect rigidity and stability.
- Complete various machining processes in single clamping.





Standard Configuration

1. SYNTEC/FANUC control system
2. Motorized spindle
3. Hollow hydraulic 3-jaw chuck
4. 12-station power turret×2
5. Cooling system
6. Cabinet heat exchanger
7. Automatic lubrication system

Optional Configuration

Automatic bar feeder
Automatic chip conveyor
High pressure water pump
Oil mist collector
Oil-water separator
Automatic tool setting gauge
Parts receiver

Technical Specification :

		L-46SDY
Capacity	Max.swing diameter over bed(mm)	Φ570
	Max.swing diameter on the saddle(mm)	Φ320
	Max.machining diameter(mm)	Φ130
	Max.machining length(mm)	130
Travel	X1/X2 axis travel(mm)	200/300
	Y1 axis travel(mm)	±50
	Z1/Z2 axis travel(mm)	320/300
Main &Sub motor spindle	Chuck size(inch)	6"
	Max.speed(rpm)	6000
	Spindle nose	A2-5
	Motor spindle power(kW)	11.7/17.5
	Spindle through-hole size(mm)	Φ57
	Max.bar diameter(mm)	Φ45
Milling spindle	Max.speed(rpm)	4000
	Drill capacity(mm)	Φ16x1.5
	Tapping capacity(mm)	M12x1.75
	Milling spindle motor(kW)	2.3 (SYNTEC)
	Tool turret	BMT45Y + BMT45
Feed speed	X/Z axis rapid speed(mm/min)	18000
	Y axis rapid speed(mm/min)	10000
Motor	Spindle motor(kW)	>11
	Cooling pump motor(kW)	0.75
Cooling	Water tank capacity(L)	130
Electricity/Gas	Power capacity(kVA/kW)	64kVA/44.75kW
	Air source(L/min)	0.5Mpa/100
Size/Weight	Distance from spindel center to ground(mm)	1070
	Machine dimension (LxWxH)(mm)	2410x2210x2060
	Weight(kg)	5000



Dual spindle, dual turret,high efficiency.



Motorized spindle,
high precision and strong rigidity.



Large diameter high-speed silent
ball screw,and roller guide way.

Mechanical structure

L-46SDY adopts full closed-loop control,with dual spindle,dual tool holder, grating ruler, and dual channel design,which can easily carry various power heads and turning tools

Synchronous servo motorized spindle

The joint surface between the spindle and the bed adopts,
a paired scraping process to ensure stronger contact stiffness.
It adopts a large span symmetrical structure,
with small thermal drift and stable accuracy.

Direct connected orthogonal tool holder

12 station BMT45 servo tool holder.
Y2 axis stroke 100mm.
Repetitive positioning accuracy with in 0.002.
Adopting a unique honeycomb reinforcement structure.
With super strong load-bearing capacity.

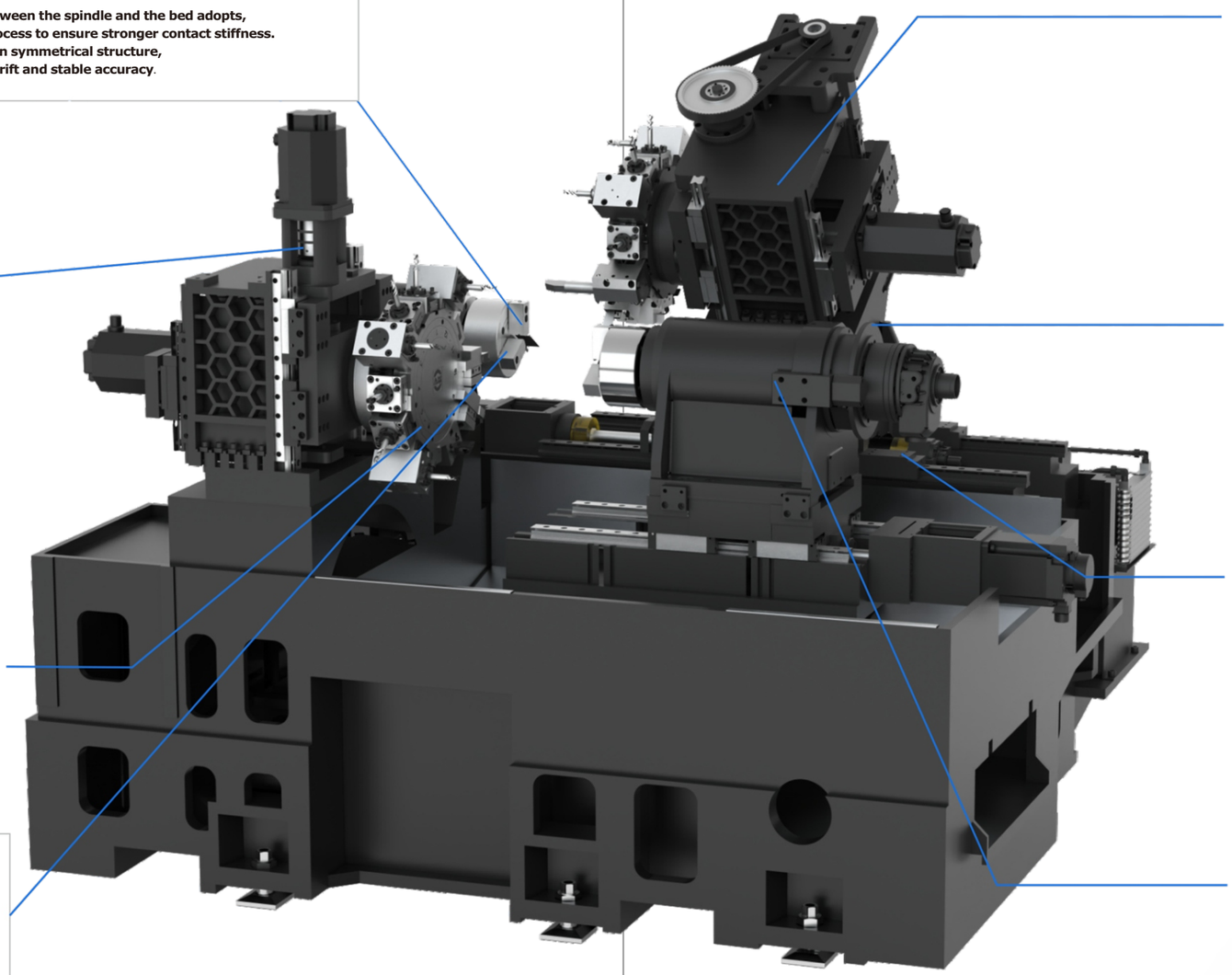

Turret

The turret adopts hydraulic locking , arc tooth positioning ,
and servo tool changing design principles.
The turret adopts oil and gas lubrication for the milling shaft ,
eliminating the long warm-up caused
by prolonged operation of the turret milling shaft.

Chuck

The chuck is selected as a 6-inch hydraulic
three jaw hollow chuck, which has the function
of discharging water from the center of the chuck,
improving the convenience of operation.

L-46SDY CNC TURNING AND MILLING (DUAL SPINDLE, DUAL TURRET)

Synchronous belt orthogonal Y-tool holder

Adopting a box in box four guide rail support structure,
with stronger rigidity 12 station BMT45 servo tool holder.

XYZ screw guide rail

Adopting imported and stretched screw rods
from abroad to eliminate reverse clearance,
resulting in more stable accuracy.
The guide rail adopts roller guide way,
which has stronger rigidity.

Bed/Saddle

All are made of high-density cast iron material,
which is poured and formed in one-pass.
The sliding saddle is a triangular structure,
making the entire structure more rigid
and dynamic performance more stable.

Spindle component II

Adopting an electric spindle, the structure is more compact,
with the box body being an integrated assembly structure
to ensure stronger rigidity.

ST-205

Swiss Type Automatic Lathe

—Sliding Headstock — counter(sub) spindle

- Machining max. Dia.20/26/32mm,length 240mm workpiece.
- Main and sub- spindle with two-channel control 5-axis.
- Temperature compensation program improve workpiece precision when cold start.
- Moter built in main spindle, Carrier type rotary guide bushing.
- Cut-off tool breakage detector.

ST-265 Standard tool holder with 20 pcs
Main and sub-spindle with two-channel control.



Sub-spindle butt joint workpiece with main spindle.

Modular tooling :

Model different tool post	I	II	ST-206
Back side fixing tool	4	2	4(Y2)
Back side live tool	/	2	4(Y2)

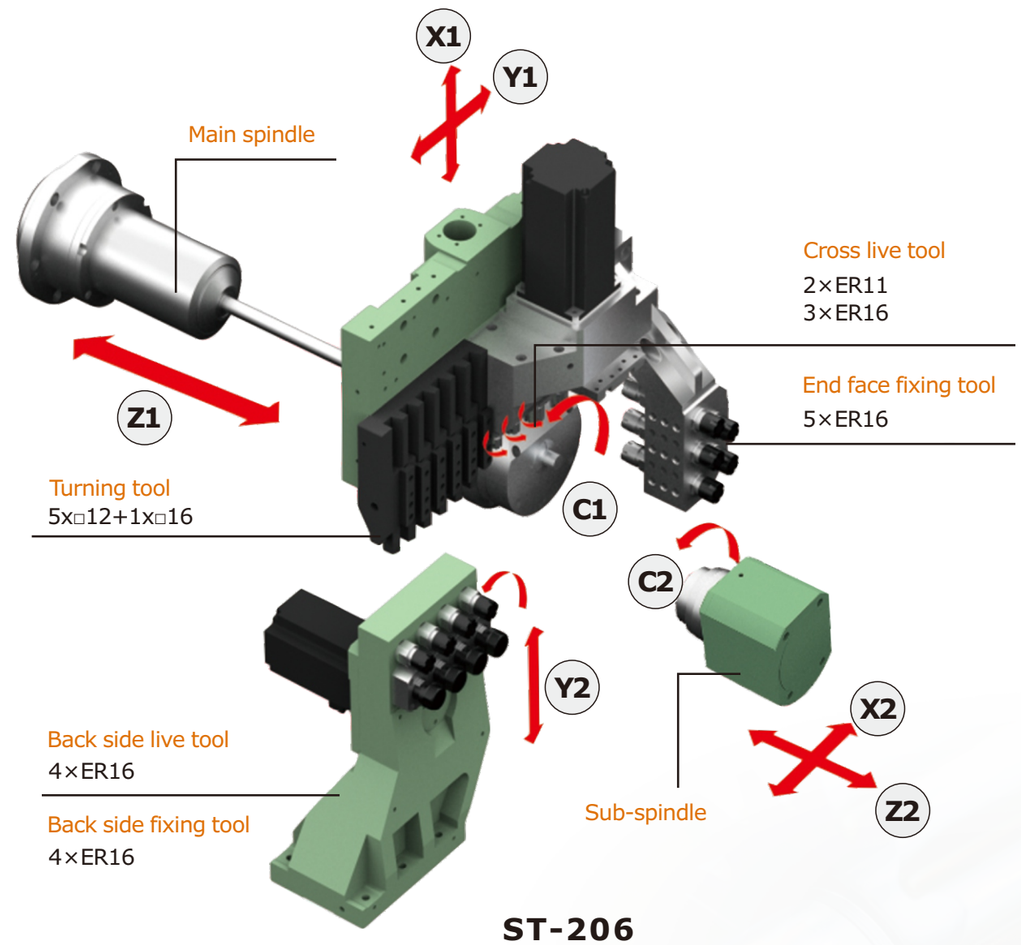



Non-guide bushing type is for short workpiece (Max 45mm length)

Carrier type rotary, Guide bushing can be more accurate when processing long-size workpieces;

SAMPLE MACHINING

Standard configuration:

1. Mitsubishi M80 control system
2. Main spindle chucking unit
3. Sub-spindle chucking unit
4. Rotary guide bushing unit
5. Gang live tool driving unit
6. Coolant unit
7. Lubricating oil supply unit
8. Cut-off tool breakage detector
9. Workpiece receiver
10. Electical cabinet heat exchange
11. Work lamp
12. Chip box

Optional configuration

1. Bar feeder
2. Mist collector
3. Chip conveyor
4. High pressure oil pump
5. Syntec 220TB control system

Technical Specification :

		ST-205	ST-265	ST-325	ST-206
Capacity	Max. machining dia.	Φ20mm	Φ26mm	Φ32mm	Φ20mm
	Max. machining length	240mm			
	Max. drilling dia.of front side	Φ10mm		Φ13mm	Φ10mm
	Max. tapping of front side	M8			
	Spindle through-hole dia.	Φ23mm	Φ28mm	Φ38mm	Φ23mm
	Control system	Mitsubishi M80			
Power	Machine power	11kW		15kW	12kW
	Main spindle power	3.7/5.5kW			
	Sub-spindle power	3.7/5.5kW			
	C axis indexing	0.001°			
	Main/sub-spindle speed	8000rpm			
	Feedrate	32(Y1/Z1/×2);24(Z2);20(×1)m/min			32(Y1/X2) 20(X1/Y2) 24(Z1/Z2)m/min
	Feed motor power	1kW			1 kW(X1/Y1/Z1/X2/Y2/Z2) 0.75kW (Y2)
Tool post	Total number of tool	20pcs		19pcs	24pcs
Front side tool post	Gang turning tool	5×□12+1×□16		6×□16	5×□12+1×□16
	Cross live tool	2×ER11+3×ER16		3×ER16+1×ER20	2×ER11+3×ER16
	Max. drilling dia.	Φ10		Φ13	Φ10
	Max. tapping	M8			
	Cross live tool speed	5000rpm			
	Cross live tool power	1kW			
	End face fixing tool qty.	5×ER16		4×ER16	5×ER16
	End face fixing tool dia.	Φ10mm		Φ13mm	Φ10mm
	End face fixing tool tapping	M8			
Back side tool post	Back fixing tool qty.	4×ER16(I) 2×ER16(II)			4×ER16
	Back fixing tool drilling dia.(I model)	Φ10mm		Φ13mm	Φ10mm
	Back fixing tool tapping (I model)	M8			
	Back live tool qty. (II model)	2×ER16			4×ER16
	Back live tool drilling dia. (II model)	Φ10mm		Φ13mm	Φ10mm
	Back live tool tapping (II model)	M8			
	Back live tool speed (II model)	5000rpm			
	Back live tool power (II model)	1kW			0.75kW
Other	Machine size L×W×H	2760×1480×1780mm		2890×1500×1780mm	2760×1480×1780mm
	Machine net weight	2600kg		3000kg	2800kg

L-P30G

High precision CNC Horizontal Lathe

—Repeat positioning accuracy: 0.002mm.

- Suitable for Φ20~Φ45mm workpiece.
- Main spindle with high-precision,spindle runout is with in 0.002mm.
- Adopt high-precision linear guide rail,with a repeat positioning accuracy of up to 0.002mm.



High performance servo motor drive

Extended the live tools



Tool capacity:6T



High-precision spindle

Standard Configuration

1. Fanuc/Syntec control system
2. Mechanical spindle
3.Collet cylinder
4. 6 tool post
5. Automatic lubrication
6. Coolant tank

Optional Configuration

High pressure water pump
Oil mist collector
Oil-water separator
Auto chip conveyor
Bar feeder
Motorized spindle
Extended the live tools

Technical Specification :

		L-P20G	L-P30G	L-P36G	L-P46G
Machining range	Maximum swing diameter on the bed(mm)	Φ200		480	
	Maximum machining diameter (shaft/disc)(mm)	Φ70/Φ100		Φ100/Φ450	
	Maximum machining length(mm)	250		400	
	Maximum bar diameter(mm)	Φ20	Φ30	Φ35	Φ45
Travel	X-axis travel(mm)	300		450	
	Y-axis travel(mm)	/		/	
	Z-axis travel(mm)	300		400	
Spindle	Output power(kw)	5.5		5.5/7.5	
	Spindle head type	A2-4		A2-5	
	Spindle through-hole diameter(mm)	Φ46		Φ57	
	Maximum spindle speed(rpm)	6000		6000	
Tool turret	Turret type	Dovetail slot cutter		T-shaped cutter arrangement	
	Tool capacity	6		6	
	Turning tool body size(mm)	Φ16		Φ20	
	Maximum boring tool diameter	Φ20		Φ25	
Rapid traverse speed	X/Z axis(mm/min)	20/20		30/30	
Feed rate	Feed speed(mm/min)	1-8000		1-8000	
Control system	NC Type	FANUC 0I TF(5) SYNTEC 22TA			
Chip removal type		Manual chip removal			

M7163

Surface Grinding Machine
— PLC control

- Grinding surface for steel parts,casting,nonferrous metals,such as injection mold,cutter die,hydraulic part.
- X-axis move on V and flat guide surface,hard rail design,increased cutting rigidity and geometric accuracy.
- Omron PLC system set well grinding and dressing parameter,automatic precision processing.





Grinding spindle with column moving together



Powerful electromagnetic chuck

Omron PLC system with easy setting

Automatic loading-unloading for workpiece (optional)

Standard Configuration

1. Omron PLC system
2. Electromagnetic chuck
3. Grinding wheel: Φ450×Φ203×50mm
4. Magnetic dresser
5. Grinding wheel flange
6. Grinding wheel balancing arbor
7. Grinding wheel balance frame
8. Cooltant system

Optional Configuration

Online inspection devices
Forming Wheel Dresser
Automatic dressing device (simple version)
Dynamic and static wheelhead spindle
High precision rolling bearing spindles

Technical Specification :

	M7163×12/LCK	M7163×16/LCK	M7163×20/LCK	M7163×30/LCK	M7163×40/LCK	M7163×50/LCK
Working table size (W×L)	630×1250mm	630×1600mm	630×2000mm	630×3000mm	630×4000mm	630×5000mm
Max. workpiece size(W×L×H)	630×1250×400mm	630×1600×400mm	630×2000×400mm	630×3000×400mm	630×4000×400mm	630×5000×400mm
Max.table load capacity	1015mm	1500mm	1850mm	2448mm	3264mm	4080mm
Longitudinal travel	300~1350mm	300~1700mm	300~2100mm	300~3100mm	300~4100mm	300~5100mm
Transverse travel	650mm					
Distance spindle centre to table	200~625mm					
Wheel size (O.D×W×I.D)	Φ450×50×Φ203mm					
Wheel speed	1460r/min					
Grinding motor power	11kW					
Total motor power	25kW			30kW		
Constant thickness of the workpiece	300:0.005mm					
Surface roughness of the workpiece	Ra0.63μm					
Overall dimensions (L×W×H)	3600×3200×2200mm	4900×3200×2200mm	5900×3200×2200mm	8900×3200×2200mm	11000×3200×2200mm	13100×3200×2200mm
Machine N.W	5100kg	6000kg	7000kg	11500kg	13500kg	16500kg

GM-C2212C

Gantry Type Surface Grinder

—PLC surface grinding machine

- Suitable for grinding large flat surfaces in manufacturing, automobile, mould and matrices and other high precision aviation parts.
- Gantry fixed beam structure with mobile table enables increased stability and rigidity.
- Flatness: 0.01(1000mm)/Parallelism: 0.01(1000mm)/Surface roughness:Ra 0.63μm.
- Omron PLC with touch screen, easy and convenient to operate grinding parameter.







Omron PLC with touch screen

Gantry fixed beam structure

Standard Configuration

1. Omron PLC system
2. Wheel dressing device
3. Guide way cooling system
4. Electric cabinet air conditioner
5. Hydraulic station
6. Automatic lubrication
7. Magnetic filtration system



Magnetic chuck as customzied



High precision double V type structure

Optional Configuration

Syntec control system
Siemens 828D control system
Inspection probe for thickness
Magnetic and paper filtration system
Magnetic chuck / Vacuum chuck
Main oil station oil cooler

Technical Specification :

		GM-C2212C	GM-C2512C	GM-C3012C
Size of working table(W×L)	mm	2200×1200	2500×1200	3000×1200
Max grinding workpiece (L×W×H)	mm	2200×1200×630	2500×1200×630	3000×1200×630
Longitudinal travel of table	mm	2300	2600	3100
Distance between gantry columns	mm	1560		
Distance from grinding spindle center to table	mm	200~800		
Longitudinal movement speed (Hydraulic stepless)	m/mm	5~25		
Max.table load capacity(Including electromagnetic chuck)	kg	4300	4900	5800
Motor power of grinding head	kW	15		
Grinding Wheel size (OD×W×ID)	mm	Φ500×75×Φ203		
Vertical movement distance	mm	680		
Vertical rapid movement speed	mm/min	400		
Min.vertical feed	mm	0.005		
Horizontal movement distance	mm	1300		
Horizontal movement speed	mm/min	250~2400		
Intermittent speed	mm/time	1~35		
Working surface to base level parallelism	mm	0.01/1000		
Surface roughness	μm	Ra 0.63		
Machine total capacity	kVA	39	39	44
Overall dimension(L×W×H)	mm	7500×3500×4000	9000×3500×4000	9000×3500×4000
N.W	T	19	24	25