




L-35H


CNC Horizontal Lathe

— High precision spindle within runout 0.003mm


- 30°high rigidity slant bed, satisfy high-load work.
- Magnetic encoder improve speed and positioning deviation in spindle.
- Rapid feed (X/Z): 30/30 m/min.
- Live tool and Y axis turret as option.




12-station servo turret



Large torque with belt type spindle



Power turret and tool setting gauge (Optional)



Heavy cutting feed 5mm

Standard Configuration

- FANUC 0I-TF control system
- FANUC spindle servo motor
- Hollow hydraulic 3-jaw chuck
- 12-station servo turret
- Cooling system
- Cabinet heat exchanger
- Automatic lubrication system
- Chip conveyor
- Hydraulic tailstock

Optional Configuration

- Motor spindle
- Automatic bar feeder
- Automatic tool setting gauge
- 12-station power turret

Technical Specification :

		L-25H	L-35H	L-35M	L-45H
Capacity	Max.diameter swing over bed(mm)	Φ500	Φ520	Φ520	Φ600
	Max.machining diameter(mm)	Φ200/Φ250	Φ300/Φ350	Φ300/Φ350	Φ380/Φ450
	Max.machining length(mm)	500	500	400	500
	Max.bar diameter (mm)	Φ45	Φ52	Φ52	Φ75
Travel	X/Z axis travel (mm)	140 / 530	190 / 530	190 / 430	240 / 530
	Output power (kw)	7.5/11kw	7.5/11kw	13.7kw(motor spindle)	11/15kw
Spindle	Spindle nose	A2-5	A2-6	A2-6	A2-8
	Max. spindle speed(rpm)	6000	4000	4500	2800
	Turret type	Servo Turret	Servo Turret	Power Turret	Servo Turret
Turret	Number of tools	12	12	12	12
	Feed speed (mm/min)	1-8000	1-8000	1-8000	1-8000
Tailstock	Tailstock taper	MT 4#	MT 4#	MT 4#	MT 4#
	Tailstock sleeve travel(mm)	100	100	100	100
Positioning accuracy	X/Z axis(mm) (Total travel)	0.006 / 0.008	0.006 / 0.008	0.006 / 0.008	0.008/ 0.01
Repeatable positioning accuracy	X/Z axis(mm) (Total travel)	0.004	0.004	0.004	0.004
Other	Machine weight(kg)	3500kg	3600kg	3800kg	3800kg
	Floor space L*W*H(mm)	2498×2385×1675	2498×2385×1675	2598×2385×1750	2598×2385×1750